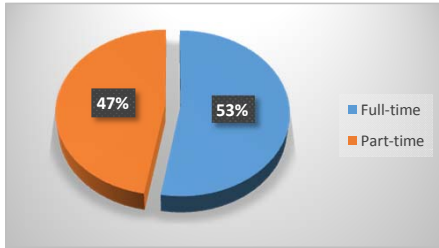


Spring 2015 Enrollment Snapshot

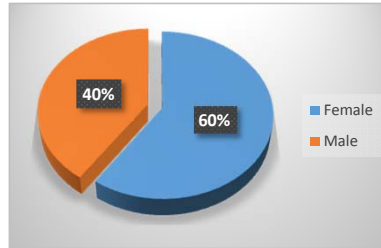
Full-time / Part-Time

Full-time	1,513	53%
Part-time	1,355	47%
Total	2,868	



Gender

Female	1,710	60%
Male	1,158	40%
Total	2,868	



Top 5 Liberal Arts/Transfer Majors

Pre-Nursing/Pre-LPN	615
General Studies	473
Business Administration / Business Education	146
Liberal Arts	70
Psychology	67

Top 5 Feeder Zip Codes

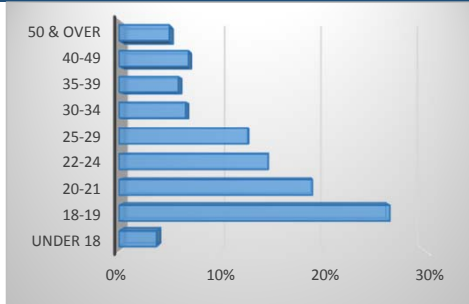
35020	240
35211	216
35215	156
35023	136
35022	133

Top 5 Career Tech Majors

Air Conditioning	115
Business Admin & Management	65
Computer Science	65
Nursing	65
Child Development	64
Automotive Mechanics	53
Welding	52

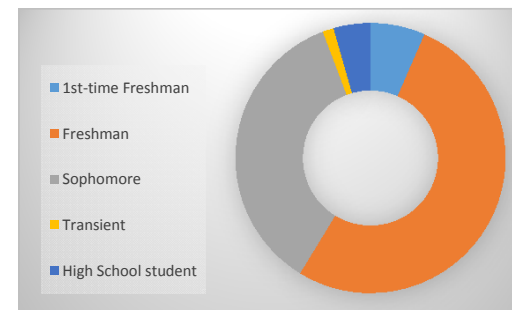
Age

Under 18	105	4%
18-19	758	26%
20-21	541	19%
22-24	417	15%
25-29	360	13%
30-34	186	6%
35-39	166	6%
40-49	194	7%
50 & over	141	5%
Total	2,868	



Student Classification

1st-time Freshman	188	7%
Freshman	1,496	52%
Sophomore	1,019	36%
Transient	38	1%
High School student	127	4%
Total	2,868	



Ethnicity

American Indian	6	0%
Asian	15	1%
Black	2,255	79%
Hispanic	25	1%
Native Hawaiian	3	0%
Non-Resident Alien	9	0%
2 or more races	21	1%
Unknown	103	4%
White	431	15%
Total	2,868	

