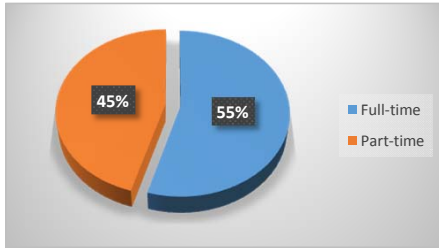


## Spring 2013 Enrollment Snapshot

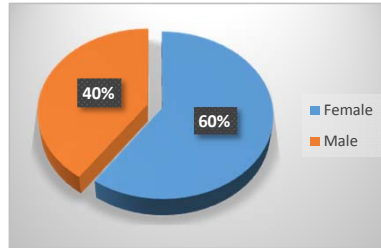
### Full-time / Part-Time

Full-time	1,723	55%
Part-time	1,435	45%
<b>Total</b>	<b>3,158</b>	



### Gender

Female	1,887	60%
Male	1,271	40%
<b>Total</b>	<b>3,158</b>	



### Top 5 Liberal Arts/Transfer Majors

Pre-Nursing/Pre-LPN	659
General Studies	469
Business Administration / Business Education	148
Biology	83
Psychology	76

### Top 5 Feeder Zip Codes

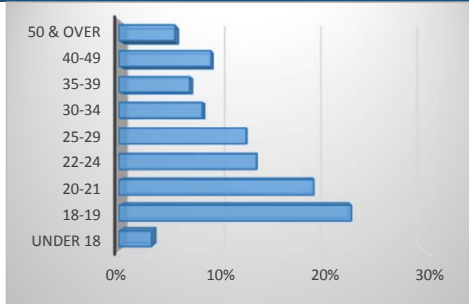
35020	260
35211	243
35023	217
35214	180
35208	152

### Top 5 Career Tech Majors

Air Conditioning	115
Business Admin & Management	100
Computer Science	97
Criminal Justice	71
Child Development	70
Welding	70

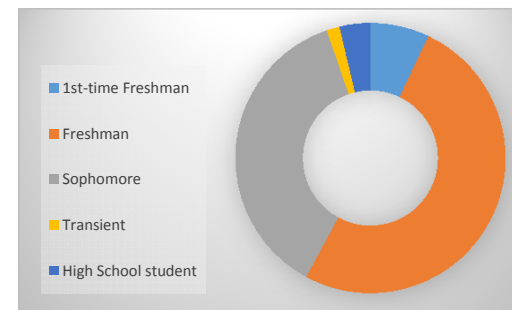
### Age

Under 18	100	3%
18-19	716	23%
20-21	600	19%
22-24	423	13%
25-29	391	12%
30-34	256	8%
35-39	217	7%
40-49	283	9%
50 & over	172	5%
<b>Total</b>	<b>3,158</b>	



### Student Classification

1st-time Freshman	223	7%
Freshman	1,605	51%
Sophomore	1,164	37%
Transient	49	2%
High School student	117	4%
<b>Total</b>	<b>3,158</b>	



### Ethnicity

American Indian	5	0%
Asian	16	1%
Black	2,430	77%
Hispanic	27	1%
Native Hawaiian	6	0%
Non-Resident Alien	5	0%
2 or more races	20	1%
Unknown	206	7%
White	443	14%
<b>Total</b>	<b>3,158</b>	

