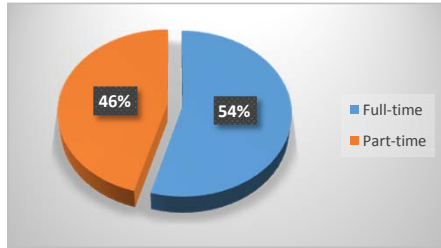


Spring 2012 Enrollment Snapshot

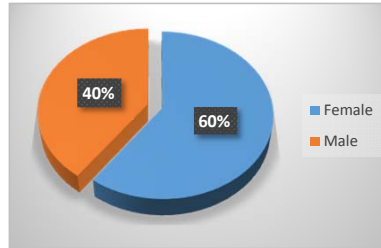
Full-time / Part-Time

Full-time	2,078	54%
Part-time	1,742	46%
Total	3,820	



Gender

Female	2,293	60%
Male	1,527	40%
Total	3,820	



Top 5 Liberal Arts/Transfer Majors

Pre-Nursing/Pre-LPN	796
General Studies	568
Business Administration / Business Education	197
Pre-Social Work	87
Psychology	83

Top 5 Feeder Zip Codes

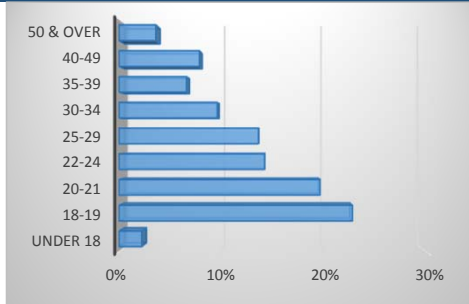
35020	337
35211	300
35023	274
35215	190
35208/35214	178

Top 5 Career Tech Majors

Air Conditioning	120
Computer Science	112
Criminal Justice	107
Cosmetology	97
Child Development	95

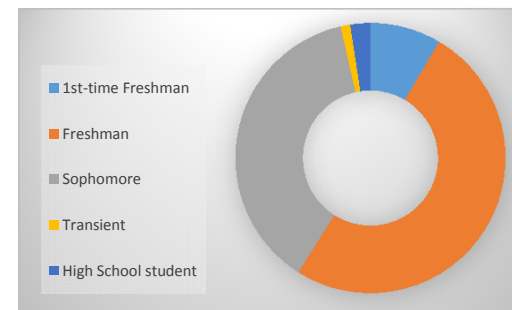
Age

Under 18	85	2%
18-19	870	23%
20-21	749	20%
22-24	542	14%
25-29	519	14%
30-34	366	10%
35-39	251	7%
40-49	300	8%
50 & over	138	4%
Total	3,820	



Student Classification

1st-time Freshman	324	8%
Freshman	1,928	50%
Sophomore	1,432	37%
Transient	44	1%
High School student	92	2%
Total	3,820	



Ethnicity

American Indian	5	0%
Asian	24	1%
Black	2,987	78%
Hispanic	36	1%
Native Hawaiian	3	0%
Non-Resident Alien	4	0%
2 or more races	20	1%
Unknown	232	6%
White	509	13%
Total	3,820	

